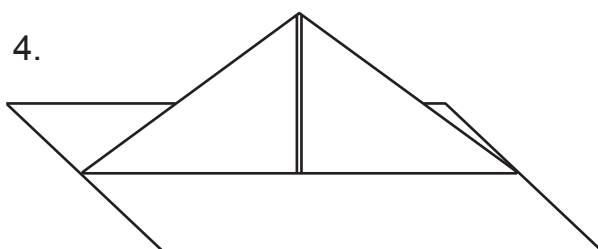
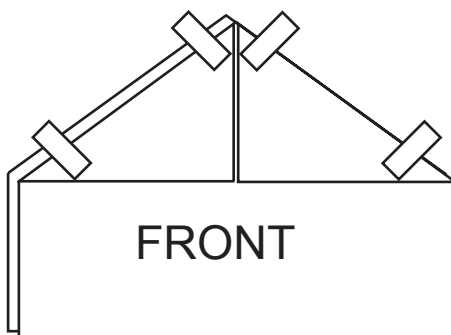
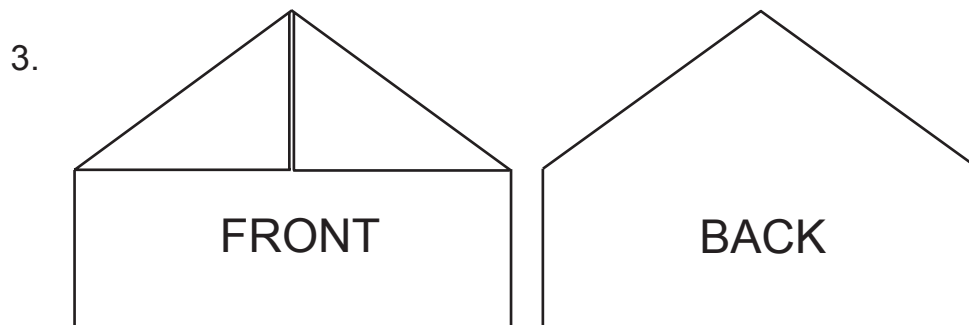
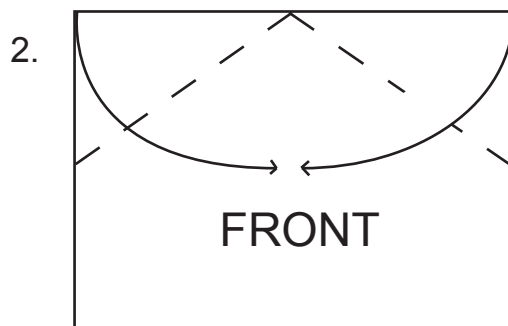


Understanding Earthquakes: Learning from Kobe



Creating a Triangle of Knowledge

Materials:

- Two Pieces of 8 by 11" Construction Paper
- Four Small Pieces of Scotch Tape

Instructions:

1. Turn the Paper so that it is lengthwise.
2. Fold the top two corners inwards, until they touch. Repeat with the second piece of paper.
3. Place the two pieces back-to-back, and tape the two triangles together.
4. Fold the two bottom rectangular parts outwards, until they form the base.